

# Torque-Lock™

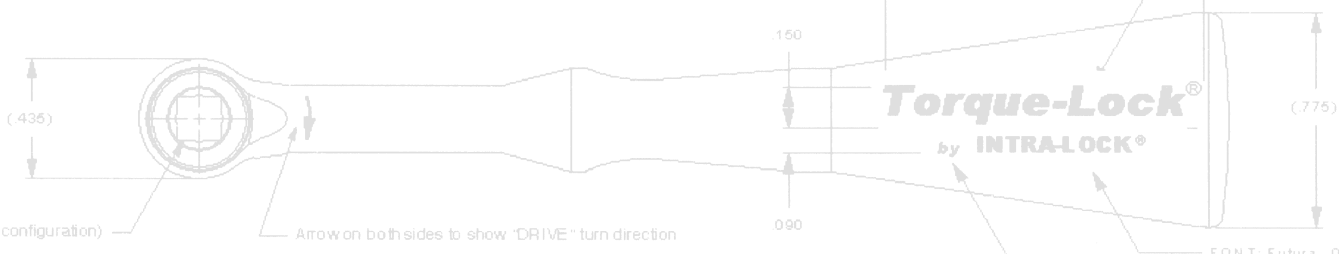
by INTRA-LOCK®



Consistent, Precise Calibration  
From 0-50 Ncm  
Every Time,  
After Time,  
After Time,  
After Time,  
After Time,



**INTRA-LOCK®**  
**SYSTEM**  
INTERNATIONAL




# RELIABLE PRECISION.

THE SCALE IS IN NEWTON CENTIMETER UNITS.

THE GAUGE IS LOCATED ON THE END OF THE WRENCH.

- ▶ **CONSISTENT ACCURACY**
- ▶ **NO ANNUAL RE-CALIBRATION NEEDED**
- ▶ **JEWELLED BEARING SURFACES**
- ▶ **LIGHT-WEIGHT AND ERGONOMICALLY DESIGNED**
- ▶ **FLOATING RATCHET ACTION**
- ▶ **GUARANTEED TO RETAIN PRECISE ACCURACY FROM 0-50NCM**



## ULTIMATE TORQUE. ULTIMATE WRENCH. TIME AFTER TIME.

A critical factor in the long-term success of assembled dental implant prosthesis is achieving optimum torque. The assembly must be precisely tightened to the manufacturer's recommended specification. This critical step mitigates a host of potential problems such as micro-movements, over-stressing the metallurgical integrity of the components and screw loosening.

### AN ANALYSIS OF OTHER TORQUE INSTRUMENTS REVEALS THE FOLLOWING INADEQUACIES:

- ▶ **Spring Based Torque Wrenches** — The instrument automatically disengages when a preset torque value is reached. *The accuracy of spring based wrenches is dependent upon the manufacturer's calibration which changes over time due to spring fatigue.* The clinician can never be certain that he is applying consistent torque forces. They require multiple wrenches or snap-on fittings for different torque values and periodic recalibration to maintain even limited accuracy. *Torque-Lock™ does not rely on a spring for its accuracy. One wrench reads values between 10Ncm and 50Ncm.*
- ▶ **Digital Motor-Driven Torque Devices** — Torque is applied via a contra-angle handpiece with values registered on the motor's gauge. *These torque devices are expensive, cumber-some and not convenient for use.* They require thorough cleaning and maintenance. The friction created by numerous metal internal parts degrades their operational accuracy. *Torque-Lock™ is affordable, light-weight and ergonomically designed. Jeweled surfaces significantly reduce friction.*
- ▶ **Plastic Insert Torque Wrenches** — When a preset torque value is reached a disposable plastic insert breaks. *Accuracy and function is dependent upon disposable plastic inserts that must be replaced after each use.* Every time the wrench is used an expense is incurred. These wrenches have no gauge and can only determine preset torque values. *Torque-Lock™'s self-contained design requires no additional insert costs.*

EASY TO READ WHEN TIGHTENING OR LOOSENING.



# A NEW TWIST ON TORQUE

## Torque-Lock™

### THE INTRA-LOCK™ SOLUTION

Intra-Lock's engineers, after examining the various torque wrenches and devices used in implant dentistry, decided to design an instrument ergonomically engineered with consistent accuracy, durability, ease-of-use and low maintenance.



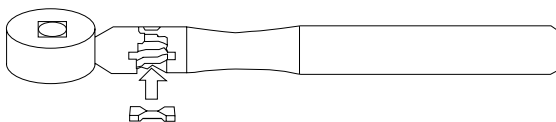
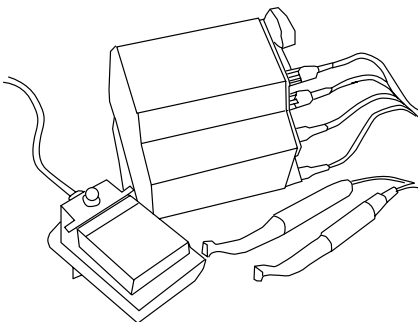

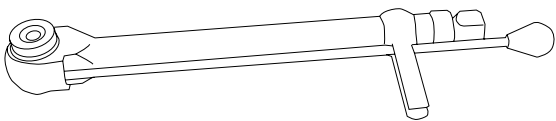
### A JEWEL OF AN INSTRUMENT

The Torque-Lock Wrench™ uses a patented technology of rubies and sapphires as bearing surfaces, just as the finest watches do. These jewels are virtually frictionless, corrosion free and extremely durable. They enable torquing forces to be accurately and precisely transmitted to the instrument's gauge, and for the instrument to retain exceptional long-term accuracy without the need for constant recalibration.


Torque-Lock also serves as a surgical ratchet wrench. It is designed to withstand forces up to 150Ncm! Minimal friction on the return stroke ensures extreme precision.

Ease of maintenance has also been engineered into this fine instrument. The jeweled surfaces resist the accumulation of blood and saliva and an internal coating of Teflon ensures efficient cleaning and sterilization.

The result is an instrument that is so accurate, so easy to use, so easy to clean and so durable that each one is registered and guaranteed to retain precise accuracy for five years\*.



## TORQUE-LOCK™



## Torque-Lock™

Designed to apply controlled torque on implant components.

Range: **10 Ncm to 50 Ncm**

Interface of connection to drivers: square 4 mm

Dimensions:

Head Diameter: 11mm

Head Thickness: 7mm

Length: 100mm

Weight: 29g - 1oz.

Maximum Sterilization Temperature: 150°C - 302°F

Torque-Lock® .....TL

## Drivers for Torque-Lock™

For Hex & Conic® Line Components

Hexagon is Branemark-type compatible: 1.3 mm

- Driver for Torque-Lock®, Hex, Short ..... TLDS
- Driver for Torque-Lock®, Hex, Long ..... TLDL

## MAINTENANCE

In order for your precision instrument to render the service you expect, it is necessary to follow the instructions for cleaning and disinfection.

1. Remove blood and buccal fluids immediately, using gauze.
2. Immediately after use, rinse under running cold or mild water (below 45°C - 113°F). Shake vigorously to remove water excess.
3. Disinfection.

*Note: The Torque-Lock™ wrench is resistant to the following:*

- a. Ultrasonic cleaning. Do not mix with other metallic instruments which are not stainless steel.
  - b. Anionic detergents.
  - c. Isopropyl alcohol.
4. Repeat from step 2, preferably using distilled water.
  5. Let the *Torque-Lock® wrench* dry at room temperature, not exceeding 60°C - 140°F.
  6. Autoclave at 123°C - 253°F, making sure that the *Torque-Lock™ wrench* is not in contact with other instruments, if those are not stainless steel.

## WARRANTY

The *Torque-Lock™ wrench's* accuracy is guaranteed for the life of the wrench. Any measuring instrument of high precision needs to be checked from time to time in order to make sure that its readings are consistent. In order to optimize the usage of the *Torque-Lock™ wrench*, INTRA-LOCK® offers **Verification and Accuracy Control Services**. This innovative, highly technological product has reduced but not completely eliminated the need for this procedure. Warranty is void under the following circumstances:

1. If the instrument falls from more than 60cm (2 feet)
2. If exposed to a temperature over 150°C - 302°F
3. If not used in accordance with Intra-Lock®'s protocol, maintenance and instructions.

**AUTHORIZED U.S. DISTRIBUTOR**

**ULTIMATICS, INC.**

**Tel: 800-872-7070**

[www.ultimatics.com](http://www.ultimatics.com)



**INTRA-LOCK®**  
**S Y S T E M**  
I N T E R N A T I O N A L